

# The 1%

Colloquially the 1% refers to a group of elite earners whose income outstrips that of most of the population. According to GCRO's QoL IV (2015/16) survey, households earning a monthly income of R76 801 and above constitute the top 1.35% of income earners in the GCR\*. Although they account for a tiny proportion of the population, the 1% take home nearly 1/3 of all monthly income. Their assets and outlooks suggest considerable privilege relative to the 99%.

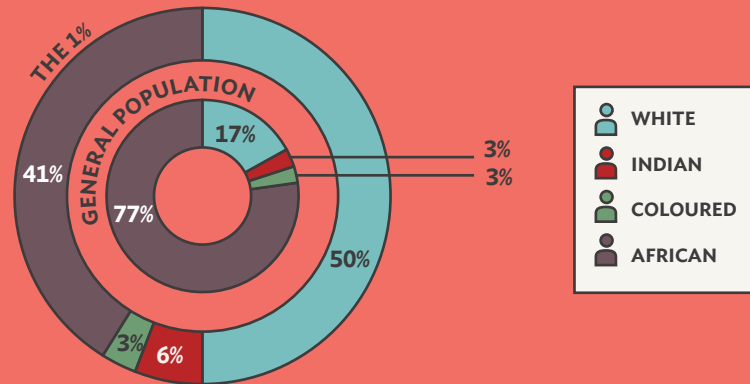
Related GCRO research theme:  
**Changing Social Fabric**

**Credits**  
Kate Joseph, Mncedisi Siteleki, Graeme Götz, Koeh Cheruiyot

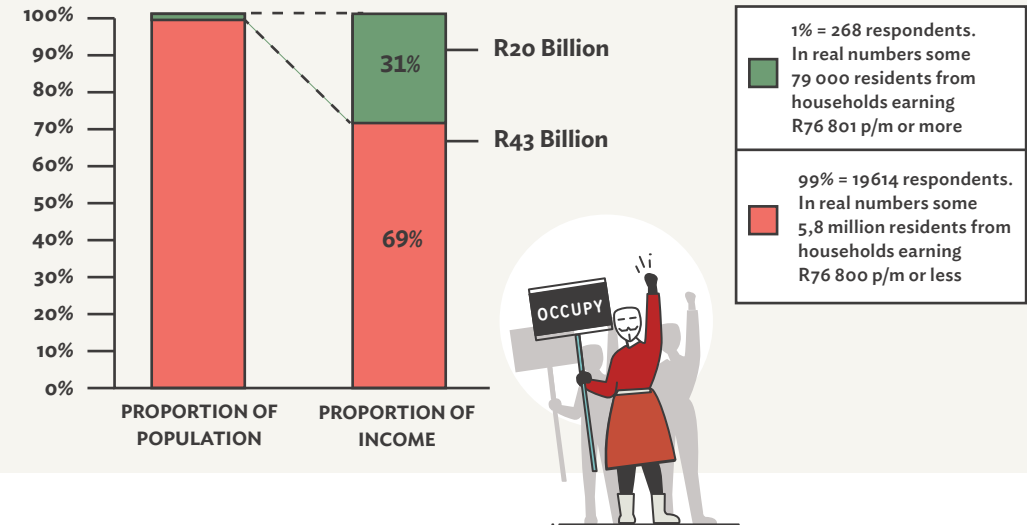
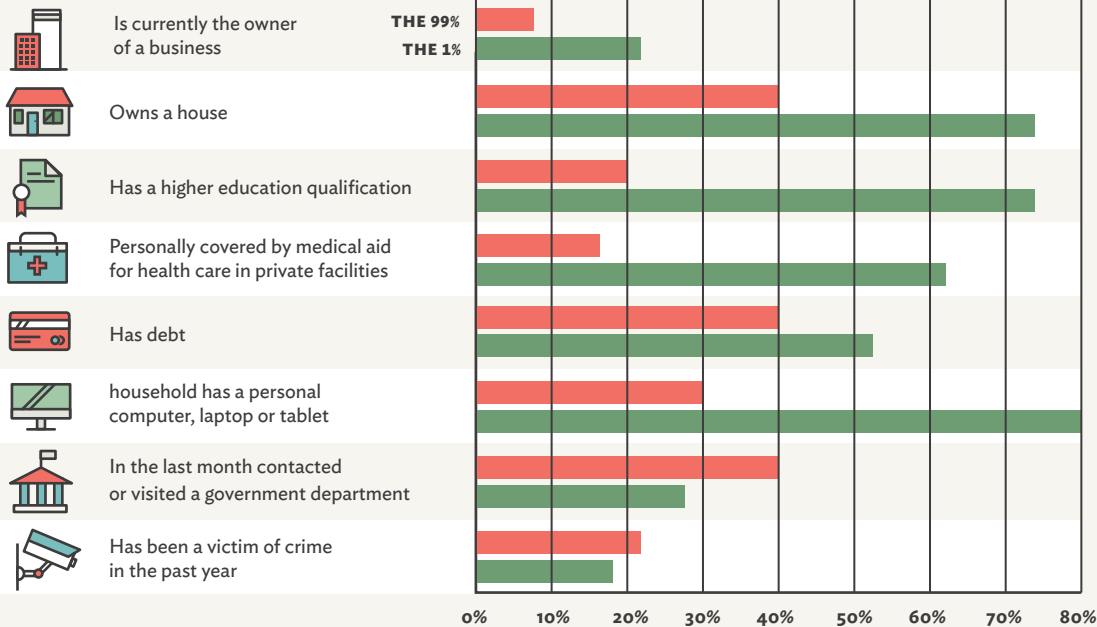
**Contact**  
[Kate.Joseph@gcro.ac.za](mailto:Kate.Joseph@gcro.ac.za), [graeme.gotz@gcro.ac.za](mailto:graeme.gotz@gcro.ac.za)

**Source**  
GCRO's 2015 Quality of Life Survey

## RACIAL BREAKDOWN OF THE 1%



## ASSETS



## OUTLOOKS

	THE 1%	THE 99%
Says there has been improvement in their suburb over the last year	52%	30%
Satisfied with area / neighbourhood in which they live	85%	69%
Main reason for living in suburb: quality of property or investment	26%	5%
Agrees with statement "Nobody cares about people like me"	17%	29%
Will never pay e-tolls	28%	25%
Very satisfied with amount of money available to them personally	21%	6%
Very satisfied with amount of leisure time they have available	33%	16%
Very satisfied with standard of living	37%	17%

\*These populations do not include respondents who refused to answer or said that they did not know their household's monthly income.